

Tier1

BloombergNEF


Power the future


TOPCon 210 BIFACIAL

710-725W

High efficiency bifacial modules

· White mesh



 UTILITY

 C&I

Module efficiency

23.34%



Better leveled cost of energy



Better high temperature stability

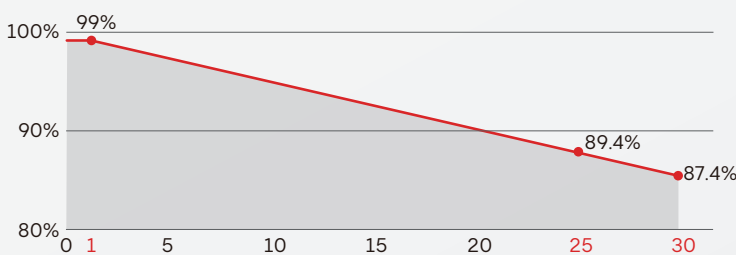


Improved low-light performance



Excellent bifacial performance

Linear performance guarantee for 30 years



WARRANTY

Quality Guarantee **15** years

Power Warranty **30** years

CERTIFICATE



ELECTRIC CHARACTERISTICS

SPDG (710/725W)-N132M12

Model of modules	SPDG710N132M12		SPDG715-N132M12		SPDG720-N132M12		SPDG725-N132M12	
	STC	NMOT	STC	NMOT	STC	NMOT	STC	NMOT
Power (Pmax/W)	710	537.90	715	541.9	720	546	725	549.9
Maximum power current (Vmp)	40.88	38.40	41.07	38.6	41.27	38.8	41.46	39
Maximum power current (Imp)	17.37	14.01	17.41	14.04	17.45	14.07	17.49	14.11
Open circuit voltage (Voc)	48.65	46.20	48.84	46.4	49.03	46.6	49.23	46.8
Short circuitcurrent (Isc)	18.4	14.80	18.44	14.83	18.48	14.86	18.52	14.9
Module efficiency	22.86%		23.02%		23.18%		23.34%	

STC (Electrical parameters at standard test conditions (STC:AM=1.5, 1000W/m² ,Cells Temperature25°C)

NMOT (Irradiance 800W/m², Ambient Temperature 20°C,AM1.5,Wind Speed 1m/s)

ELECTRICAL CHARACTERISTICS WITH 15% REAR SIDE POWER GAIN

Front power Pmax/W	816.50	822.25	828.00	833.75
Maximum power voltage (Vmp)	40.88	41.07	41.27	41.46
Maximum power current (Imp)	19.97	20.02	20.06	20.11
Open circuit voltage (Voc)	48.65	48.84	49.03	49.23
Short circuitcurrent (Isc)	21.16	21.21	21.25	21.30

STRUCTURAL CHARACTERISTICS

Module size (L*W*H)	2384x1303x33mm
Weight	37.5kg
Cell	132 cells,N type Mono-Crystalline , 210mm×105mm
Front glass	2.0mm , Anti-Reflection Coating
Back glass	2.0mm , Heat Strengthened Glass
Frame	Anodized aluminum alloy
Junction box	IP68 , 3 bypass diodes
Output wire	4mm ²
Wire length	Line length 1300mm/customized
Connector	MC4 Compatible
Packing Specification	33 pcs/Pallet ; 594 pcs/40' HQ


OPERATING PARAMETERS

Power tolerance (W)	(0~+5W)
Maximum system voltage (V)	1500V
Maximum rated fuse current (A)	35A
Current operating temperature (C)	-40~+85°C
Mechanical load	+5400Pa/-2400Pa

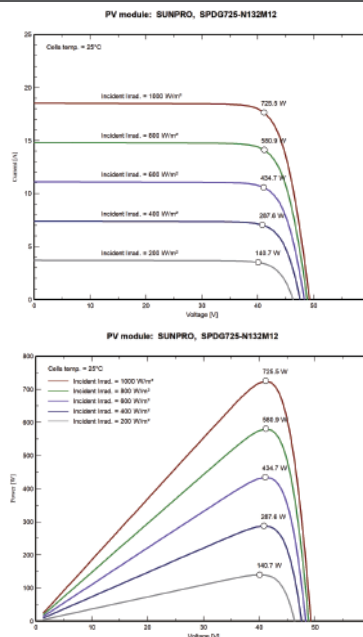
TEMPERATURE CHARACTERISTICS

Temp. Coeff. of Isc (TK Isc)	0.045% / °C
Temp. Coeff. of Voc (TK Voc)	-0.25% / °C
Temp. Coeff. of Pmax (TK Pmax)	-0.30% / °C
Normal Operating Cell Temperature	45±2°C

MODULE DIMENSIONS(MM)



I-V CHARACTERISTICS AT DIFFERENT IRRADIATION



Zhejiang Sunpro Power Technology Co., Ltd

Add.: Qinggang Industrial Zone, Yuhuan City, Zhejiang Province

Tel: +86 0576-80730906 E-mail: info@sunpropower.com Website: www.sunpropower.com

*The above parameters are for reference only, and the actual parameters of the factory shall prevail