


# TIGER Neo

## 66HL5-BDV

720-745 Watt

BIFACIAL MODULE WITH DUAL GLASS

N-type



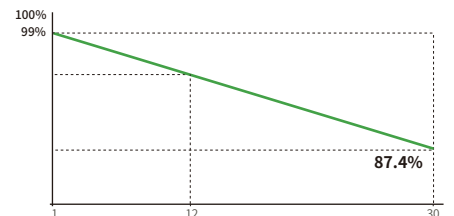
### N-Type Technology

N-Type modules with Tunnel Oxide Passivating Contacts (TOPcon) technology offer lower LID/LeTID degradation and better low light performance.



### HOT 3.0 Technology

N-type modules with JinkoSolar's HOT 3.0 technology offer better reliability and efficiency.



### Dual-Sided Power Generation

Dual-sided power generation gain increases with backside exposure to light, significantly reducing LCOE.



### Mechanical Load Enhanced

Certified to withstand:  
5400 Pa front side max static test load  
2400 Pa rear side max static test load

**12** Year Product Warranty | **30** Year Linear Power Warranty | **1%** First-year Degradation | **0.40%** Annual Degradation Over 30 Years

- IEC61215:2021 / IEC61730:2023
- IEC61701 / IEC62716 / IEC60068 / IEC62804
- ISO9001:2015: Quality Management System
- ISO14001:2015: Environment Management System
- ISO45001:2018: Occupational health and safety management systems



### SMBB Technology

Better light trapping and current collection to improve module power output and reliability.



### Anti-PID Guarantee

Minimizes the chance of degradation caused by PID phenomena through optimization of cell production technology and material control.



JKM720-745N-66HL5-BDV-Z2C2-EN

# 66HL5-BDV 720-745 Watt

## Mechanical Characteristics

Cell Type	N- type Mono-crystalline
No. of cells	132 (66×2)
Dimensions	2384×1303×33 mm
Weight	37.5 kg
Front Glass	2.0 mm, Anti-Reflection Coating
Back Glass	2.0 mm, Heat Strengthened Glass
Frame	Anodized Aluminium Alloy
Junction Box	IP68 Rated
Protection Class	Class II
IEC Fire Type	Class C
Connector Type	JK03M/MC4/others
Output Cables	4.0 mm <sup>2</sup> (+): 400 mm , (-): 200 mm or Customized Length

## Packaging Configuration

Pallet Dimensions	1325×1121×2496 mm
Packing Detail (Two pallets = One stack)	33 pcs/pallets, 594 pcs/ 40'HQ Container

## Specifications (STC)

	720	725	730	735	740	745
Maximum Power - Pmax [Wp]	720	725	730	735	740	745
Maximum Power Voltage - Vmp [V]	40.89	41.00	41.11	41.23	41.35	41.47
Maximum Power Current - Imp [A]	17.61	17.69	17.76	17.83	17.90	17.97
Open-circuit Voltage - Voc [V]	49.04	49.20	49.36	49.52	49.68	49.84
Short-circuit Current - Isc [A]	18.67	18.74	18.81	18.88	18.95	19.02
Module Efficiency STC [%]	23.18	23.35	23.50	23.67	23.83	23.99
Power Tolerance	0 ~ + 3 %					
Temperature Coefficients of Pmax	-0.29 %/°C					
Temperature Coefficients of Voc	-0.25 %/°C					
Temperature Coefficients of Isc	0.045 %/°C					

STC: Irradiance 1000W/m<sup>2</sup>, Cell Temperature 25°C, AM=1.5

## Specifications (BNPI)

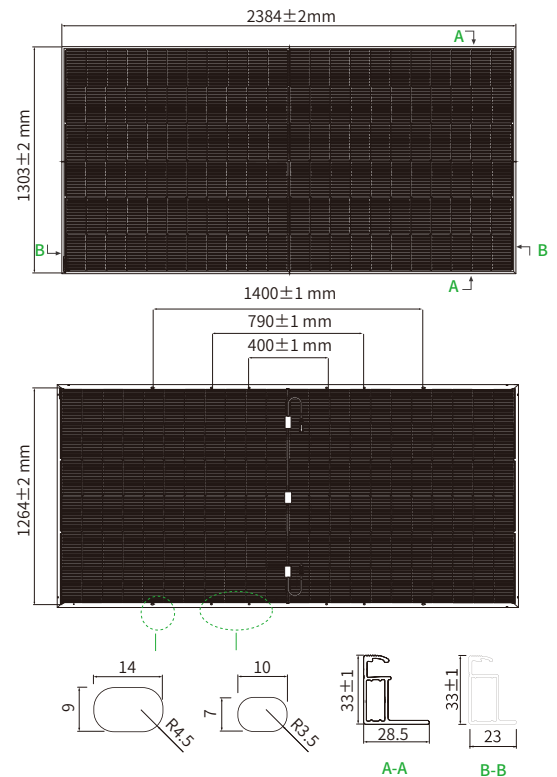
	795	800	805	810	816	821
Maximum Power - Pmax [Wp]	795	800	805	810	816	821
Maximum Power Voltage - Vmp [V]	40.92	41.03	41.14	41.25	41.36	41.47
Maximum Power Current - Imp [A]	19.43	19.50	19.57	19.64	19.71	19.78
Open-circuit Voltage - Voc [V]	48.99	49.12	49.25	49.38	49.51	49.64
Short-circuit Current - Isc [A]	20.63	20.71	20.79	20.87	20.95	21.03

BNPI: Irradiance: front 1000W/m<sup>2</sup>, rear 135W/m<sup>2</sup>, Cell Temperature 25°C, AM=1.5

## Application Conditions

Operating Temperature	-40 °C ~ +70 °C
Maximum System Voltage	1500 VDC (IEC)
Maximum Series Fuse Rating	35 A
Bifaciality Coefficient	φVoc: 98±5 % , φIsc: 80±5 % , φPmax: 80±5 %

## Engineering Drawings



\*Note: For specific dimensions and tolerance ranges, please refer to the corresponding detailed module drawings.

## Electrical Performance

