


# TIGER Neo

## 66HL5-BDV

695-720 Watt

BIFACIAL MODULE

N-type



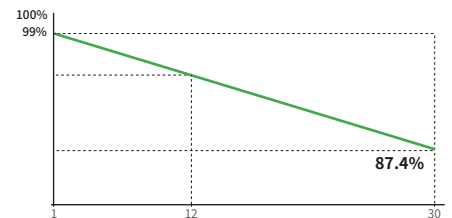
### N-type Technology

N-type modules with Tunnel Oxide Passivating Contacts (TOPCon) technology offer lower LID/LeTID degradation and better low light performance.



### HOT 2.0 Technology

N-type modules with JinkoSolar's HOT 2.0 technology offer better reliability and efficiency.



**12 Year** Product Warranty | 
 **30 Year** Linear Power Warranty | 
 **1%** First-year Degradation | 
 **0.4%** Annual Degradation Over 30 Years



### Dual-sided Power Generation

Dual-sided power generation gain increases with backside exposure to light, significantly reducing LCOE.



### Mechanical Load Enhanced

Certified to withstand:  
5400 Pa front side max static test load  
2400 Pa rear side max static test load

- IEC61215 (2016) / IEC61730 (2016)
- IEC61701 / IEC62716 / IEC60068 / IEC62804
- ISO9001:2015: Quality Management System
- ISO14001:2015: Environment Management System
- ISO45001:2018: Occupational health and safety management systems



### SMBB Technology

Better light trapping and current collection to improve module power output and reliability.



### Anti-PID Guarantee

Minimizes the chance of degradation caused by PID phenomena through optimization of cell production technology and material control.



POSITIVE QUALITY™  
Continuous Quality Assurance

**JKM695-720N-66HL5-BDV-F3-EN**

# 66HL5-BDV 695-720 W

## Mechanical Characteristics

|                  |   |
|------------------|---|
| Cell Type        | N-Type Mono-crystalline   |
| No. of Cells     | 132 (66×2)  |
| Dimensions       | 2384×1303×33 mm   |
| Weight           | 37.5 kg   |
| Front Glass      | 2.0 mm, Anti-Reflection Coating                                       |
| Back Glass       | 2.0 mm, Heat Strengthened Glass                                       |
| Frame            | Anodized Aluminium Alloy  |
| Junction Box     | IP68 Rated  |
| Protection Class | Class II  |
| IEC Fire Type    | Class C   |
| Output Cables    | 4.0 mm <sup>2</sup><br>(+): 400 mm , (-): 200 mm or Customized Length |

## Packaging Configuration

|                   |   |
|-------------------|---|
| Pallet Dimensions | 1325×1121×2496 mm                         |
| Packing detail    | 33pcs/pallets,<br>594pcs/ 40'HQ Container |

## Specifications (STC)

|                                  |            |       |       |       |       |       |
|----------------------------------|------------|-------|-------|-------|-------|-------|
| Maximum Power - Pmax [Wp]        | 695        | 700   | 705   | 710   | 715   | 720   |
| Maximum Power Voltage - Vmp [V]  | 40.29      | 40.42 | 40.53 | 40.65 | 40.77 | 40.89 |
| Maximum Power Current - Imp [A]  | 17.25      | 17.32 | 17.40 | 17.47 | 17.54 | 17.61 |
| Open-circuit Voltage - Voc [V]   | 48.24      | 48.40 | 48.56 | 48.73 | 48.88 | 49.04 |
| Short-circuit Current - Isc [A]  | 18.33      | 18.40 | 18.46 | 18.53 | 18.60 | 18.67 |
| Module Efficiency STC [%]        | 22.4       | 22.5  | 22.7  | 22.9  | 23.0  | 23.2  |
| Power Tolerance                  | 0~ +3 %    |       |       |       |       |       |
| Temperature Coefficients of Pmax | -0.29 %/°C |       |       |       |       |       |
| Temperature Coefficients of Voc  | -0.25 %/°C |       |       |       |       |       |
| Temperature Coefficients of Isc  | 0.045 %/°C |       |       |       |       |       |

STC: Irradiance 1000W/m<sup>2</sup>, Cell Temperature 25°C, AM = 1.5

## Specifications (NOCT)

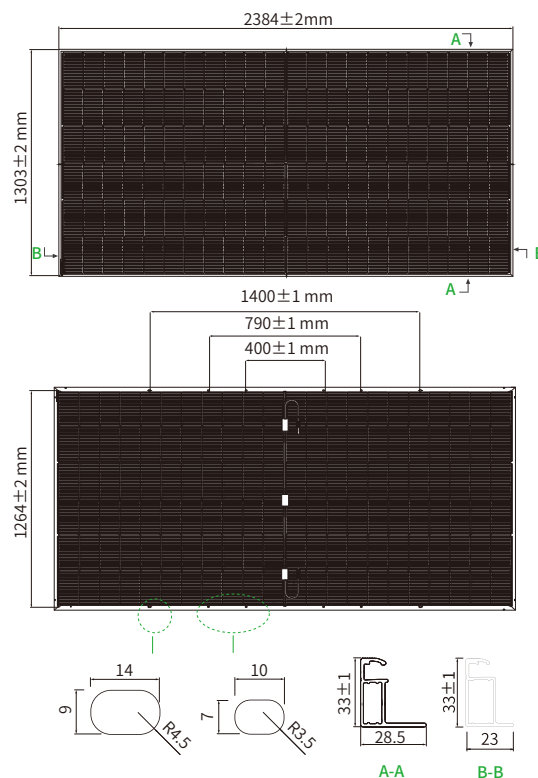
|                                 |       |       |       |       |       |       |
|---------------------------------|-------|-------|-------|-------|-------|-------|
| Maximum Power - Pmax [Wp]       | 524   | 528   | 531   | 535   | 539   | 543   |
| Maximum Power Voltage - Vmp [V] | 37.54 | 37.68 | 37.84 | 37.97 | 38.08 | 38.21 |
| Maximum Power Current - Imp [A] | 13.95 | 14.00 | 14.04 | 14.09 | 14.15 | 14.20 |
| Open-circuit Voltage - Voc [V]  | 45.82 | 45.97 | 46.13 | 46.29 | 46.43 | 46.58 |
| Short-circuit Current - Isc [A] | 14.80 | 14.85 | 14.90 | 14.96 | 15.01 | 15.07 |

NOCT: Irradiance 800W/m<sup>2</sup>, Ambient Temperature 20°C, AM=1.5, Wind Speed 1m/s

## Application Conditions

|   |                 |
|---|-----------------|
| Operating Temperature [°C]                | -40 °C ~ +85 °C |
| Maximum System Voltage                    | 1500 VDC (IEC)  |
| Maximum Series Fuse Rating                | 35 A            |
| Nominal Operating Cell Temperature - NOCT | 45 ± 2 °C       |
| Refer. Bifacial Factor                    | 80 ± 5 %        |

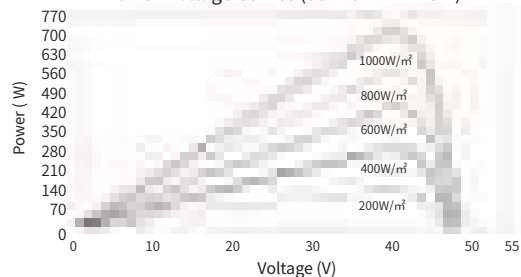
## Engineering Drawings



\*Note: For specific dimensions and tolerance ranges, please refer to the corresponding detailed module drawings.

## Electrical Performance

Power-Voltage Curves (66HL5-BDV 710W)



Current-Voltage Curves (66HL5-BDV 710W)

